

Week 1 Spelling Words

Family: Please keep this page at home and continue practicing the words with your child all week.

Pattern Words

Some of these words will be tested.

boy	oil	join
toy	boil	coin
joy	soil	point
enjoy	spoil	

1 Write the Pattern Words in the correct column.

Words that end with oil

Words that have oin in them

Words that end with oy

2 **Family:** Read these riddles. Have your child find the answers among this week's Pattern Words. For each answer, have your child give the word, then close his eyes and spell the word.

1. I rhyme with soy. A child plays with me.
2. I rhyme with coil. Grass and flowers grow in me.
3. I rhyme with loin. I am a kind of money.
4. I rhyme with Roy. I have two syllables.
5. I rhyme with toil. I am a way to cook.
6. I rhyme with joint. I am a sharp end or something you do with your finger.

Week 1 Spelling Words

Family: Please keep this page at home and continue practicing the words with your child all week.

Memory Words

All of these words will be tested.

annoy again alive alone apart among
afraid begin between because behind beside

1 Unscramble these Memory Words. Write each word correctly on the line. Then write the word again. The first letter of each word is shown.

- | | | |
|-------------------|---------------|-------|
| 1. n i g e b | _____ b _____ | _____ |
| 2. i l a v e | _____ a _____ | _____ |
| 3. n a n o y | _____ a _____ | _____ |
| 4. l o a n e | _____ a _____ | _____ |
| 5. s d b e i e | _____ b _____ | _____ |
| 6. d a r a f i | _____ a _____ | _____ |
| 7. c s e b a u e | _____ b _____ | _____ |
| 8. g n a a i | _____ a _____ | _____ |
| 9. d i n b e h | _____ b _____ | _____ |
| 10. o n a m g | _____ a _____ | _____ |
| 11. w b e t n e e | _____ b _____ | _____ |
| 12. t p a a r | _____ a _____ | _____ |



Practice every Memory Word using all five steps.

Five Steps to Good Spelling

1. Hear the word.
2. See the word. (Look at it and then close your eyes and imagine it.)
3. Say the word.
4. Say the letters in the word aloud.
5. Write the word as you say the letters.

Family: Take turns reading this story aloud with your child. Read it together several times. See if your child can read it smoothly and sound the way the characters would sound. Keep this page at home so you can continue helping your child practice fluency all week.

Week 1 Fluency Practice

Soccer Star

The soccer game was close. The Superkids were winning by only one point. Then a kid on the other team kicked the ball hard. WHAM! The ball shot past all the Superkids and nearly went into the goal. But at the last second Alec dove for the ball and stopped it! The Superkids won.

Sal ran up to Alec and thumped him on the back. “Good game, Alec,” he said. Alec looked very happy but he said nothing. He just tossed the ball to Sal, waved, and left for home.

“Alec is a really good goalie,” said Tic. “He doesn’t say much, but he thinks fast.”

“When it comes to soccer, I’d rather have a smart player than a smart talker,” said Sal. “I wonder how he learned to play like that.”

“Well,” said Lily. “That’s another mystery about Alec.”



Week 1 Spelling Practice

Family: Please have your child complete this page and take it back so your child's teacher can check the work.

Pattern Words

oil soil
boy point

Memory Words

alone apart among afraid
begin between behind beside

- 1 Look in the puzzle for your spelling words. Circle the words you find. The words may be written across or up and down. When you find a word, write it on the lines below the puzzle. You should find 4 Pattern Words and 8 Memory Words.

b e t w e e n m p a
e a p a r t s u b f
s l o a m o n g e r
i o i l s o i l g a
d n n b o y l f i i
e e t e b e h i n d

- 2 Write each word when you find it.

Pattern Words

- _____
- _____
- _____
- _____

Memory Words

- _____
- _____
- _____
- _____
- _____
- _____
- _____
- _____

Week 2 Spelling Words

Family: Please keep this page at home and continue practicing the words with your child all week.

Pattern Words

Some of these words will be tested.

now	round	out	ouch	our
cow	found	pout	pouch	flour
how	sound	sprout	grouch	hour
brown	pound	shout	couch	sour
town	around	about		
frown	ground	without		

Memory Words

All of these words will be tested.

window	flour
follow	thousand
yellow	house
tomorrow	mouse
allow	our
flower	hour

1 Practice your Pattern Words by writing

- 3 words that end with -ow. _____
- 3 words that end with -ound. _____
- 3 words that end with -out. _____
- 3 words that end with -ouch. _____
- 3 words that end with -our. _____

2 Write each Memory Word on an index card. Put the cards facedown. Draw a card and read the word to yourself. Then spell the word aloud without looking at the card, and have a family member tell you the word. Then your family member draws a card and spells the word aloud. You say the word and spell it again.



Practice every Memory Word using all five steps.

Five Steps to Good Spelling

1. Hear the word.
2. See the word. (Look at it and then close your eyes and imagine it.)
3. Say the word.
4. Say the letters in the word aloud.
5. Write the word as you say the letters.

Family: Take turns reading this story aloud with your child. Read it together several times. See if your child can read it smoothly and sound the way the characters would sound. Keep this page at home so you can continue helping your child practice fluency all week.

Week 2 Fluency Practice

The Big Secret

“I can’t wait to go to the farm!” said Doc at lunch.
“Ms. Blossom said we’ll get to milk cows.”

“I think the hayride will be the best part of the trip,”
said Sal. “Don’t you, Icky?”

Icky just shrugged.

“You don’t seem very happy about our trip,” said Doc.
“What’s the matter?”

“Nothing,” said Icky.

“Then why are you being such a grouch?” Sal asked.
“What’s bothering you?”

Icky frowned. “I can’t say anything here,”
he said. “Meet me on the playground
after lunch.”

“Gosh!” said Frits. “What’s your
big secret?”

“It isn’t really my secret,” said Icky.
“That’s the problem! Just meet me
outside later, and I’ll explain.”



Week 2 Spelling Practice

Family: Please have your child complete this page and take it back so your child's teacher can check the work.

Pattern Words

now	round	out	ouch	our
cow	found	pout	pouch	flour
how	sound	sprout	grouch	hour
brown	pound	shout	couch	sour
town	around	about		
frown	ground	without		

Memory Words

window	flour
follow	thousand
yellow	house
tomorrow	mouse
allow	our
flower	hour

 **1** Put each list of Memory Words in ABC order.

house	1. _____
yellow	2. _____
flour	3. _____
allow	4. _____
mouse	5. _____
our	6. _____

flower	1. _____
hour	2. _____
window	3. _____
tomorrow	4. _____
follow	5. _____
thousand	6. _____

 **2** Write two Pattern Words that rhyme with each word given.

	<u>Pattern Word</u>	<u>Pattern Word</u>
<u>Example:</u> about	<u>pout</u>	<u>without</u>
1. hound	_____	_____
2. scout	_____	_____
3. crouch	_____	_____
4. scour	_____	_____
5. chow	_____	_____

Week 2 Spelling Words

Family: Please have your child complete this page and take it back so your child's teacher can check the work.

Memory Words

window follow yellow tomorrow allow flower
flour thousand house mouse our hour

1 Read each list of Pattern Words. Draw a line under the pattern.
Then write the words in the correct column.

around pout brown couch
ground about town grouch
sound without how ouch
found shout frown pouch

Words that end with -ound

Words that end with -out

Words that end with -ouch

Words that have ow in them

2 Write each Memory Word on the back of this page, leaving space around each letter. Use crayons or colored pencils and keep outlining the letters until you have an interesting pattern.



Week 3 Spelling Words

Family: Please keep this page at home and continue practicing the words with your child all week.

Pattern Words

Some of these words will be tested.

oo		oo		
good	took	room	pool	hoot
wood	look	broom	noon	toot
stood	foot	zoom	spoon	shoo
book	soot	cool	moon	moo
		fool	boot	

Memory Words

All of these words will be tested.

to	blew	for
two	one	buy
too	won	by
blue	four	good-bye

1 Practice your Pattern Words by writing

- 3 words that rhyme with tool. _____
- 3 words that rhyme with cook. _____
- 2 words that rhyme with boo. _____
- 3 words that rhyme with root. _____
- 3 words that rhyme with hood. _____
- 3 words that rhyme with boom. _____
- 3 words that rhyme with soon. _____
- 1 word that rhymes with soot. _____

2 Write all your Memory Words on the back of this sheet.



Practice every Memory Word using all five steps.

Five Steps to Good Spelling

1. Hear the word.
2. See the word. (Look at it and then close your eyes and imagine it.)
3. Say the word.
4. Say the letters in the word aloud.
5. Write the word as you say the letters.

Family: Take turns reading this story aloud with your child. Read it together several times. See if your child can read it smoothly and sound the way the characters would sound. Keep this page at home so you can continue helping your child practice fluency all week.

Week 3 Fluency Practice

Baby

When the Superkids got off the bus, the farmer, Ms. Gibson, was waiting for them. “Welcome to Fall on the Farm!” she said. “We’ll visit the barn first.”

The barn was dark and cool inside. It smelled of hay. The kids went up the ladder into the hayloft and tossed hay down to the horses in their stalls.

Then Ms. Gibson showed them how to milk a cow. Everyone took a turn sitting on the stool and squirting milk into the bucket.

“I may never drink milk again,” Cass whispered to Tic.



Outside, the barnyard was busy and noisy. Chickens clucked, ducks quacked, and pigs oinked.

A big fat goose honked. “Hello, Baby,” said Ms. Gibson. She scooped up the goose and gave it a little kiss. “Kids, come pet Baby. But be quiet. Baby doesn’t like loud noises.”

Everyone crowded around to pet Baby. “Ooh, she’s so soft,” they cooed. Baby snuggled in Ms. Gibson’s arms, looking as sweet and gentle as her name.

Week 3 Spelling Practice

Family: Please have your child complete this page and take it back so your child's teacher can check the work.

Pattern Words

<u>oo</u>	<u>oo</u>	
good	room	noon
wood	broom	spoon
stood	zoom	moon
book	cool	boot
took	fool	hoot
look	pool	toot
foot		shoo
soot		moo

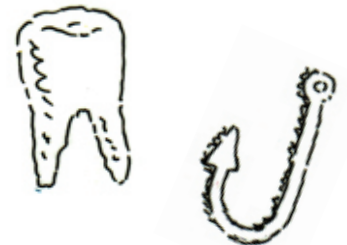
Memory Words

to	four
two	for
too	buy
blue	by
blew	good-bye
one	
won	

1 Write your Memory Words twice.

1. _____	7. _____	1. _____	7. _____
2. _____	8. _____	2. _____	8. _____
3. _____	9. _____	3. _____	9. _____
4. _____	10. _____	4. _____	10. _____
5. _____	11. _____	5. _____	11. _____
6. _____	12. _____	6. _____	12. _____

2 Write six Pattern Words that have the long oo sound as in tooth.



3 Write four Pattern Words that have the short oo sound as in hook.

Week 3 Spelling Practice

Family: Please have your child complete this page and take it back so your child's teacher can check the work.

- 1** Write each word. Then write it two more times as a crossword.
The first one is done for you.

1. two two

 t
t w o
 o

2. to _____

3. too _____

4. blue _____

5. blew _____

6. one _____

7. won _____

8. for _____

9. four _____

10. by _____

11. buy _____

12. good-bye _____

Week 4 Spelling Words

Family: Please keep this page at home and continue practicing the words with your child all week.

Pattern Words

Some of these words will be tested.

soft c			soft g		
cent	ice	space	gem	age	edge
center	nice	place	gentle	page	ledge
cell	twice	race	germ	stage	pledge


Memory Words

All of these words will be tested.

city	pencil	change
circle	excited	strange
excellent	large	imagine
decide	danger	huge


- 1 The sound of c in city is the soft c sound. Write the Pattern Words that have this sound. For a hint, look for e or i after the c.

_____	_____	_____
_____	_____	_____
_____	_____	_____



- 2 The sound of g in giraffe is the soft g sound. Look for e or i after g to find a soft g. Write the Pattern Words that have this sound.

_____	_____	_____
_____	_____	_____
_____	_____	_____



- 3 Write each Memory Word on an index card. Have a family member tape the cards around your home in places where you will see them. Whenever you see a word, look at it, say it, and spell it aloud.



Practice every Memory Word using all five steps.

Five Steps to Good Spelling

1. Hear the word.
2. See the word. (Look at it and then close your eyes and imagine it.)
3. Say the word.
4. Say the letters in the word aloud.
5. Write the word as you say the letters.

Family: Take turns reading this story aloud with your child. Read it together several times. See if your child can read it smoothly and sound the way the characters would sound. Keep this page at home so you can continue helping your child practice fluency all week.

Week 4 Fluency Practice

Baby Returns


A brisk breeze was blowing while the class had lunch. Oswald shivered. He wished the breeze would dry him off, but it just made him chilly.

Tac wasn't doing much better. When she pulled out her lunch, her sandwich fell into soggy clumps. She put the mess in the trash, hoping no one noticed. "Because of that goose, I'll be hungry all day!" she said to herself.

Just then, Ms. Gibson said, "Well, look who's come to visit! It's Baby!"

All the kids tossed bread crusts from their sandwiches to the goose. "Here, Baby, here!" they called.

The only ones who stayed far, far away were Tac, Oswald—and Ms. Blossom!



Week 4 Spelling Practice

Family: Please have your child complete this page and take it back so your child's teacher can check the work.

Pattern Words			Pattern Words		
soft c			soft g		
cent	ice	space	gem	age	edge
center	nice	place	gentle	page	ledge
cell	twice	race	germ	stage	pledge

Memory Words

city	pencil	change
circle	excited	strange
excellent	large	imagine
decide	danger	huge

1 Write the missing letters to complete each Memory Word. Then write the word.

- | | | | |
|----------------------|-------|-------------------|-------|
| 1. _ _ t y | _____ | 7. d a n _ _ _ | _____ |
| 2. e x _ _ l l e n t | _____ | 8. _ m a _ i _ _ | _____ |
| 3. c h a n _ _ | _____ | 9. _ _ r c l e | _____ |
| 4. h _ _ e | _____ | 10. p _ n _ _ _ | _____ |
| 5. e x _ _ t _ _ | _____ | 11. s t _ _ n _ _ | _____ |
| 6. l a _ _ _ | _____ | 12. d e _ _ _ e | _____ |

2 In the first column, write a Pattern Word that rhymes with the word given. In the second column, write that Pattern Word again. In the last column, write a new word that rhymes. The first one is done for you.

	the Pattern Word	the Pattern Word again	a new rhyming word
1. price	_____ nice _____	_____ nice _____	_____ slice _____
2. bell	_____	_____	_____
3. lice	_____	_____	_____
4. rent	_____	_____	_____
5. face	_____	_____	_____
6. hedge	_____	_____	_____
7. cage	_____	_____	_____
8. mice	_____	_____	_____

Week 4 Spelling Practice

Family: Please have your child complete this page and take it back so your child's teacher can check the work.

Pattern Words

gentle ice pledge
race cent

Memory Words

excellent change pencil danger
circle decide large

 **1** Use your Pattern Words to fill in the crossword.

1									
							2		3
		4							
5							6		
		7		8					
						9			
10									

Across

- 1. A shape
- 4. A promise
- 5. Mild, not harsh
- 6. Frozen water
- 7. Very big
- 9. A penny
- 10. Something that may cause harm

Down

- 1. To make different
- 2. To make up your mind
- 3. Very good
- 4. A writing tool
- 8. A contest